



CHANTLAND

MHS

Material Handling Solutions

PRODUCT DATA SHEET – PACKAGE CONVEYOR

CONTACT NAME _____

COMPANY NAME & ADDRESS:

PHONE _____ ext. _____

FAX _____

CELL _____

E-MAIL _____

PRODUCT TYPE:

BAG BOX PALLET OTHER _____

LENGTH _____ WIDTH _____ HEIGHT _____ WEIGHT _____

CONFIGURATION:

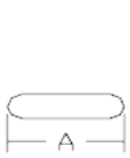


FIGURE 1

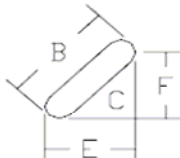


FIGURE 2

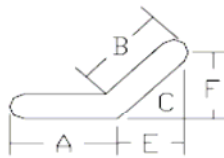


FIGURE 3

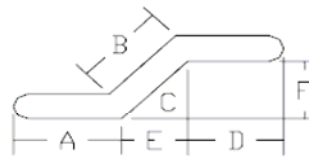


FIGURE 4

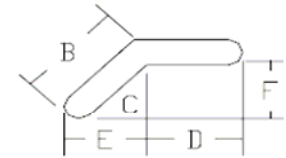


FIGURE 5

DIMENSION: A _____ B _____ C _____ (angle) D _____ E _____ F _____

OPERATING CONDITIONS:

RATE CAPACITY _____ TPH (tons per hour) or FT³/H (cubic feet per hour)

PREFERRED BELT SPEED _____ FPM (feet per minute)

VOLTAGE REQUIREMENTS: 120 220 440 3 PH 1 PH 60 HZ 50 HZ

NEMA RATING _____ HOURS PER DAY _____ ENVIRONMENT _____

REQUIRED BELT HEIGHT: IN-FEED ELEVATION _____ DISCHARGE ELEVATION _____

SPACE RESTRICTIONS? _____

MATERIAL RECEIVED FROM _____

MATERIAL DISCHARGES TO _____

OTHER CONSIDERATIONS OR OPTIONS _____

TYPE OF EQUIP. CURRENTLY BEING USED: _____

DELIVERY NEEDED – LEAD TIME _____

DESTINATION: DOMESTIC or EXPORT COUNTRY _____

ADDITIONAL EQUIPMENT REQUIRED FOR PROJECT _____