

CONTACT NAME _____ LOCATION _____

COMPANY NAME & ADDRESS:

PHONE _____ ext. _____
FAX _____
CELL _____
E-MAIL _____

PREFERRED BAGS PER MINUTE _____

TYPE OF BAG _____

MAXIMUM LOAD HEIGHT INCLUDING PALLET _____

MAXIMUM LOAD WEIGHT INCLUDING PALLET _____

SLIPSHEET SIZE AND TYPE(S) _____

ELECTRICAL SERVICE AVAILABLE _____

“BUTTS OUT” or “TAGS OUT” REQUIRED

	PRODUCT & FILLED BAG WEIGHT	FILLED BAG SIZE	STACKING PATTERN	# OF LAYERS & LOAD HEIGHT	PALLET SIZE & TYPE
1.	_____	_____	_____	_____	_____
2.	_____	_____	_____	_____	_____
3.	_____	_____	_____	_____	_____
4.	_____	_____	_____	_____	_____
5.	_____	_____	_____	_____	_____
6.	_____	_____	_____	_____	_____


PATTERNS w/BAG & PALLET SIZE EXAMPLES:




A (24X16 W/ 48X40)



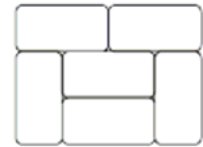
B (36X18 W/ 54X40)



C (27.5X13.5 W/ 54X40)



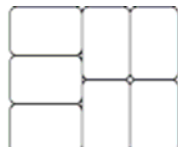
D (27.5X13.5 W/ 54X40)



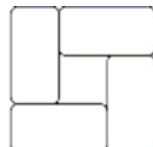
E (27.5X13.5 W/ 54X40)




F (21X14 W/ 54X42)



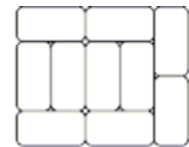
G (21X14 W/ 48X42)



H (26X14 W/ 42X42)

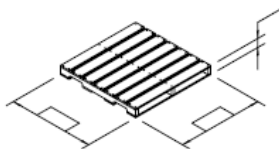


I (20X10 W/ 48X40)

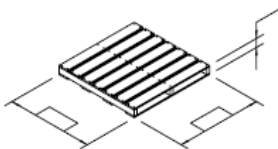


J (20X10 W/ 48X40)

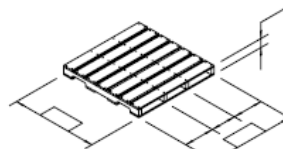
PALLETS: (entry side is required)



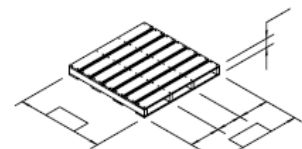
TYPE 'A'



TYPE 'B'



TYPE 'C'



TYPE 'D'

OTHER CONSIDERATIONS OR OPTIONS _____

TYPE OF EQUIP. CURRENTLY BEING USED: _____

DELIVERY NEEDED – LEAD TIME _____

DESTINATION: DOMESTIC or EXPORT COUNTRY _____

ADDITIONAL EQUIPMENT REQUIRED FOR PROJECT _____